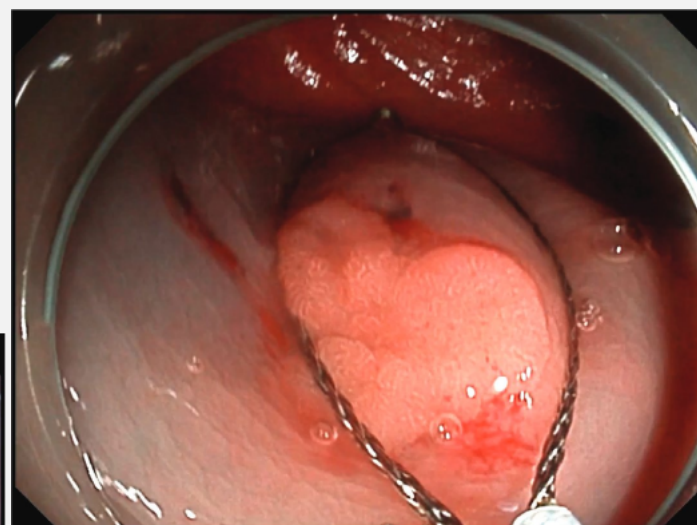
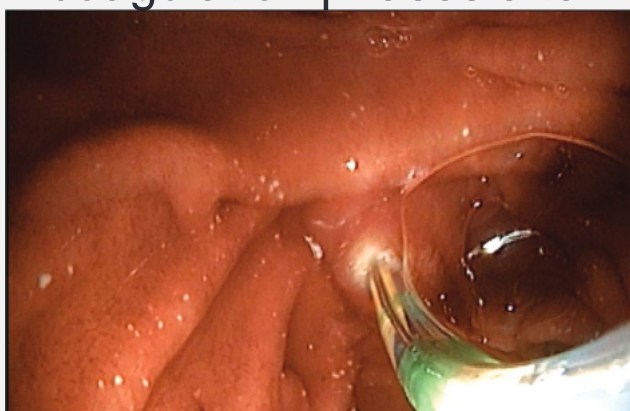




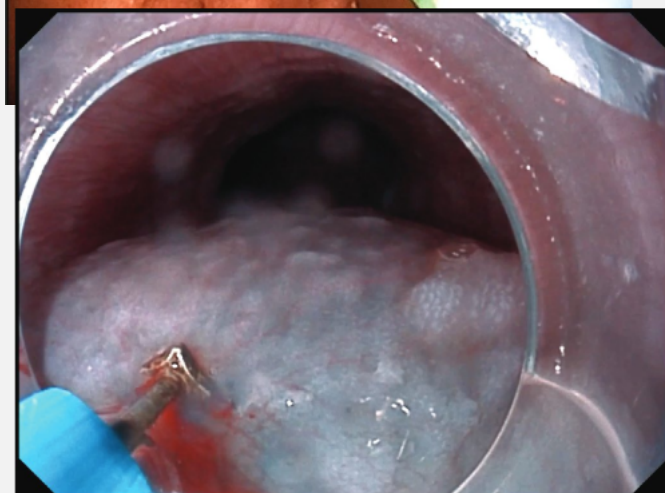
Specialized pulse modes with cutting and coagulation phases alternating «ENDOKNIFE» flexible endoscopy



Per-oral endoscopic myotomy (POEM)

Treatment of Zenker's diverticulum

Endoscopic Submucosal Dissection (ESD)



Advantages:

- ✓ Variability of endoscopic modes adjustment depending on the localization of the pathological process and tissue vascularization
- ✓ Minimal risk of undesirable tissue damage
- ✓ Controlled process of tissue dissection due to impulse activation of the cutting phase



Security


The unit is of CF type (it has higher protection degree than BG type units), protection against defibrillator discharge

Please, visit our web-site to find additional information about our products and to make an order

fotek-med.com

ONYX

THE NEW INTELLIGENT ELECTROSURGICAL SYSTEM



THORACIC, GENERAL AND PLASTIC SURGERY

GASTROENTEROLOGY GYNECOLOGY ENT

UROLOGY TRAUMATOLOGY AND ORTHOPEDICS



fotek-med.com

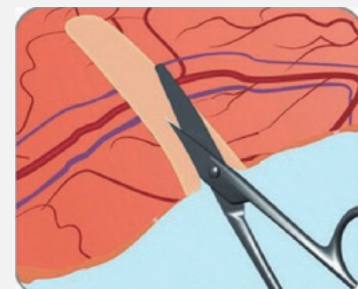


info@fotek-med.com



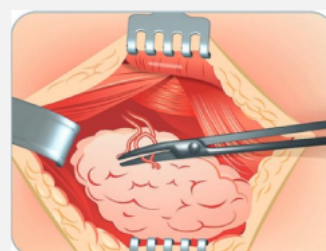
CE 2460

«THERMOSEAM» mode – blood vessels sealing

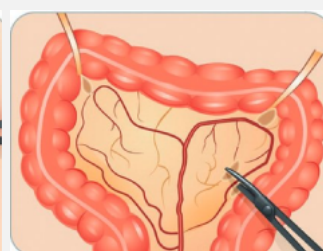


Advantages:

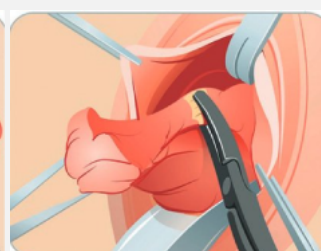
- ✓ Reliability, durability of vessel ligation, comparable to conventional methods
- ✓ Reduced risk of wound inflammation and suppuration due to foreign materials absence
- ✓ Reduced pain in postoperative period
- ✓ Reduced operation time
- ✓ Reduced suture costs



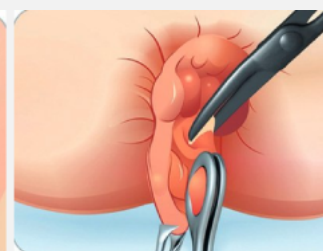
Thyroid resection



Bowel resection



Transvaginal hysterectomy



Hemorrhoidectomy

Argon plasma coagulation and cutting (APC)

GENERAL SURGERY

PURULENT SURGERY

THORACIC SURGERY

OBSTETRICS AND GYNECOLOGY

FLEXIBLE AND RIGID ENDOSCOPY



ENT SURGERY

PLASTIC SURGERY

Advantages:

- ✓ Contactless coagulation, no tissue adhesion to electrode
- ✓ Controlled tissue coagulation depth (no more than 3 mm)
- ✓ Lack of smoke and odor, good visualization of affected area
- ✓ Effective hemostasis, blood loss reduction
- ✓ Argon plasma sterilization effect
- ✓ Minimal carbonization

Process of argon plasma ablation:



Argon plasma coagulation, nozzle electrode

Resectoscopy (mono- and bipolar)

The unit enables to cut, coagulate and vaporize tissue during endoscopic operations in cavity with solution using mono- and bipolar modes.

Advantages of bipolar TUR:

- ✓ Less obturator nerve stimulation
- ✓ Safe for diabetes and pacemaker
- ✓ Reduced risk of TUR syndrome
- ✓ No neutral electrode - no burns

UROLOGY transurethral resection

RESECTION OF THE PROSTATE (TURP)

RESECTION OF BLADDER TUMOR (TURBT)

URETHRAL STRICTURE DISSECTION

PROSTATE ENUCLEATION

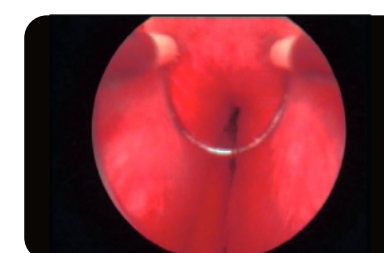
GYNECOLOGY hystero-resectoscopy

MYOMECTOMY

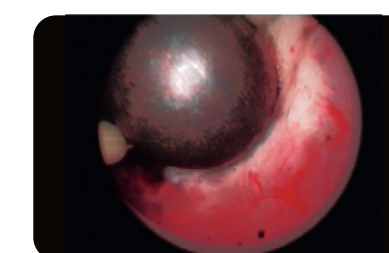
POLYPECTOMY

INTRAUTERINE SYNECHIA DISSECTION

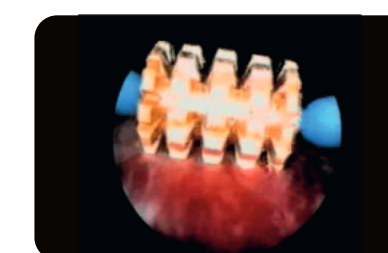
UTERINE SEPTUM RESECTION (ABLATION) OF THE ENDOMETRIUM



Resection by loop electrode



Coagulation by ball electrode



Vaporization by button electrode

Electrodes for resectoscopes

